






PERSONAL INFORMATION

Andrea ZANGRANDO



-  Pediatric Research Institute, Corso Stati Uniti 4, 35127 Padua, Italy
-  +39 049 821 1455 / 5482
-  a.zangrando@irpcds.org
-  www.cittadellasperanza.org

ROLE ICT Manager – Research in Pediatric Hemato Oncology

QUALIFICATION PhD in Developmental and Programming Science
Master’s Degree in Biological Sciences

WORK EXPERIENCE

- 9 May 2016 – Present **ICT Manager – Research in Pediatric Hemato Oncology Co.Co.Co.**
Istituto di Ricerca Pediatrica ‘Fondazione Città della Speranza’
Corso Stati Uniti 4, 35127 CAMIN - Padova (Italia)
- 1 May 2013 – 30 April 2016 **ICT Manager – Research in Pediatric Hemato Oncology Employee**
Istituto di Ricerca Pediatrica ‘Fondazione Città della Speranza’
Corso Stati Uniti 4, 35127 CAMIN - Padova (Italia)
- 1 May 2010 – 30 April 2013 **ICT Manager – Research in Pediatric Hemato Oncology Employee**
Fondazione Città della Speranza
Viale del Lavoro 10, 36030 Monte di Malo – Vicenza (Italia)
- April 2003 – April 2010 **Research in Pediatric Hemato Oncology - ICT Manager Fellowship, PhD Student**
Università degli Studi di Padova – Dip.to di Pediatria ‘Salus Pueri’
Via Giustiniani 3, 35128 PADOVA (Italia)

EDUCATION AND TRAINING

- March 2004 – March 2007 **PhD in Developmental and Programming Science**
Università degli Studi di Padova – Dipartimento di Pediatria ‘Salus Pueri’
- April 2003 **Master’s Degree in Biological Sciences**
Università degli Studi di Padova – Dipartimento di Biologia ‘Vallisneri’

PERSONAL SKILLS

Mother tongue(s) Italian

Other language(s)

	UNDERSTANDING		SPEAKING		WRITING
	Listening	Reading	Spoken interaction	Spoken production	
English	C1	C1	C1	C1	C1

Levels: A1/A2: Basic user - B1/B2: Independent user - C1/C2 Proficient user
[Common European Framework of Reference for Languages](#)

Communication skills

- Responsible / contact for University - Hospital of Padua and Istituto di Ricerca Pediatrica (IRP) for administration and management of computer equipment in use at Clinic Pediatric Oncology and Istituto di Ricerca Pediatrica "Fondazione Città della Speranza" - laboratories of Pediatric Oncology
- Support for the clinic staff (DH, department, laboratory studies, direction) and Istituto di Ricerca Pediatrica (laboratories Pediatric Oncology, Neuroblastoma, Lymphoma and Sarcomas, Physical) in the use of computer equipment.
- Clinical research projects development in national and international activities
- Development and management of Moodle and Oracle ApEx applications at University of Padua

Organisational / managerial skills

- ICT management at the Pediatric Oncology Clinic and Istituto di Ricerca Pediatrica "Fondazione Città della Speranza" - laboratories of Pediatric Oncology.
- Management of hardware and software practices for purchases in University, Hospital and IRP.
- Server monitoring and management:
 - Clinic (domain, users, storage – AOP)
 - GEP (data analyses GEP – IRP)
 - NGS (data analyses NGS – IRP)
- Support and development of clinical research activities in the field of information technology and biostatistics

Job-related skills**ICT - INFORMATICS***General*

Knowledge of Windows operating systems (10 and earlier, Server), Office package, graphics applications (PhotoShop and similar), statistical analysis programs (R) and microarray (R, dChip, GeneSpring, BrB-Tools, Partek Genomics Suite), MAC OS, SQL programming, HTML, CSS, Oracle Application Express (APEX), MOODLE, management of computer networks, hardware and software systems.

MOODLE

Development and e-learning site management on Moodle v2.8.7+ platform in collaboration with Department CMELA - University of Padua.

Project FlowInLab: <https://elearning.unipd.it/flowinlab>

Project QualityInLab: <https://elearning.unipd.it/qualityinlab>

ORACLE APEX

Development and application management of Oracle APEX v4.2 platform in collaboration with Department CSIA - University of Padua.

CLINICAL RESEARCH*BIOSTATISTICS / BIOINFORMATICS*

Functional proteomics (FC) and genomics (microarray) for pediatric patients with acute leukemia using investigative techniques of biostatistics, bioinformatics and computational data.

Management and analysis of clinical data (morphology, cytogenetics, molecular and cellular biology, flow cytometry, gene expression) by biostatistical methods: descriptive statistics, unsupervised (class discovery), semi-supervised, supervised (comparison class, class prediction), chromosomal, proliferation and survival analyses.

FLOW CYTOMETRY

Study of antigen expression profiles (MFI, MEF, CV) in pediatric patients with acute leukemia.

MICROARRAY

Study of gene expression profiles in the hemato-oncology field (and others) with Affymetrix technologies and spotted-array, microRNA analysis, Gene Ontology, Network analyses.

GENERAL

Extraction and analysis of clinical data for various diseases. Creation of databases or spreadsheets for clinical data management and not.

SCIENTIFIC PRODUCTION

Production of scientific papers in oncology, mainly Pediatric Acute Leukemia and Colon Rectum Cancer. Details in the Publications section.

SCIENTIFIC REVISION

Revision of editorial manuscripts mainly in paediatric hemato-oncology field and analysis of clinical data.

Digital competence

SELF-ASSESSMENT				
Information processing	Communication	Content creation	Safety	Problem solving
Proficient	Proficient	Proficient	Proficient	Proficient

Levels: Basic user - Independent user - Proficient user
[Digital competences - Self-assessment grid](#)

Other skills

- Do-it-yourself
- Botany

Driving licence B

ADDITIONAL INFORMATION

MAIN COURSES AND EVENTS

August 2015 - Course "Teaching with Moodle" online and training at Dipartimento CMELA, Università di Padova.

May 2014 - Course "Oracle Application Express v4.1" at Centro Servizi Informatici di Ateneo (CSIA), Università di Padova.

August 2006 - Course BioStat, Asti. "Scuola estiva di alta formazione in inferenza statistica in biologia e scienze umane".

September 2005 - Course "GeneSpring", Bologna. "Tecniche di analisi di dati di espressione genica mediante software GeneSpring".

June 2005 - Course "Bioconductor", Bressanone. "Tecniche di analisi di dati di espressione genica mediante software open-source R".

March 2005 – Collaboration with Roche Molecular System, Pleasanton CA, USA, resp. Dr. Alexander Kohlmann – International Project MILE.

May 2004 – International Congress ISAC about Flow Cytometry, Montpellier. Presentation and discussion of abstract and poster.

PUBLICATIONS

Agostini M, Janssen KP, Kim LJ, D'Angelo E, Pizzini S, Zangrando A, Zanon C, Pastrello C, Maretto I, Digito M, Bedin C, Jurisica I, Rizzolio F, Giordano A, Bortoluzzi S, Nitti D, Pucciarelli S. An integrative approach for the identification of prognostic and predictive biomarkers in colorectal cancer. *ONCOTARGET*. 2015 Sep 2.

Agostini M, Zangrando A, Pastrello C, D'Angelo E, Romano G, Giovannoni R, Giordan M, Maretto I, Bedin C, Zanon C, Digito M, Esposito G, Mescoli C, Lavitrano M, Rizzolio F, Jurisica I, Giordano A, Pucciarelli S, Nitti D. A functional biological network centered on XRCC3: a new possible marker of chemoradiotherapy resistance in rectal cancer patients. *CANCER BIOL. THER.* 2015 Aug 3;16(8):1160-71.

Pigazzi M, Masetti R, Bresolin S, Beghin A, Di Meglio A, Gelain S, Trentin L, Baron E, Giordan M, Zangrando A, Buldini B, Leszl A, Putti MC, Rizzari C, Locatelli F, Pession A, Te Kronnie G, Basso G. MLL partner genes drive distinct gene expression profiles and genomic alterations in pediatric acute myeloid leukemia: an AIEOP study. *Nature LEUKEMIA*. 2011 Mar;25(3):560-3.

Meyer LH, Eckhoff SM, Queudeville M, Kraus JM, Giordan M, Stursberg J, Zangrando A, Vendramini E, Möricke A, Zimmermann M, Schrauder A, Lahr G, Holzmann K, Schrappe M, Basso G, Stahnke K, Kestler HA, Te Kronnie G, Debatin KM. Early relapse in ALL is identified by time to leukemia in NOD/SCID mice and is characterized by a gene signature involving survival pathways. *CANCER CELL*. 2011 Feb 15;19(2):206-17.

Bresolin S, Zecca M, Flotho C, Trentin L, Zangrando A, Sainati L, Stary J, de Moerloose B, Hasle H, Niemeyer CM, Te Kronnie G, Locatelli F, Basso G. Gene expression-based classification as an independent predictor of clinical outcome in juvenile myelomonocytic leukemia. *J CLIN ONCOL*. 2010 Apr 10;28(11):1919-27.

Buldini B, Zangrando A, Michielotto B, Veltroni M, Giarin E, Tosato F, Cazzaniga G, Biondi A, Basso G. Identification of immunophenotypic signatures by clustering analysis in pediatric patients with Philadelphia chromosome-positive acute lymphoblastic leukemia. *AM J HEMATOL*. 2010 Feb;85(2):138-41.

Zangrando A, Campo Dell'Orto M, Te Kronnie G, Basso G. MLL rearrangements in pediatric acute lymphoblastic and myeloblastic leukemias: MLL specific and lineage specific signatures. *BMC MED GENOMICS*. 2009 Jun 23;2:36.

Bungaro S, Dell'orto MC, Zangrando A, Basso D, Gorletta T, Lo Nigro L, Leszl A, Young BD, Basso G, Bicciato S, Biondi A, Te Kronnie G, Cazzaniga G. Integration of genomic and gene expression data of childhood ALL without known aberrations identifies subgroups with specific genetic hallmarks. *GENES CHROMOSOMES CANCER*. 2008 Sep 19. PMID: 18803328.

Zangrando, F. Intini, G. te Kronnie and G. Basso. Validation of NG2 antigen in identifying BP-ALL patients with MLL rearrangements using qualitative and quantitative flow cytometry: a prospective study. *Nature - LEUKEMIA*. 2007 Sep 13; doi: 10.1038 / sj.leu.2404952.

Campo Dell'orto M, Zangrando A, Trentin L, Li R, Liu WM, Te Kronnie G, Basso G, Kohlmann A. New data on robustness of gene expression signatures in leukemia: comparison of three distinct total RNA preparation procedures. *BMC GENOMICS*. 2007 Jun 22;8:188.

Germano G, Pigazzi M, del Giudice L, Campo Dell'Orto M, Spinelli M, Zangrando A, Paolucci P, Ladogana S, Basso G. Two consecutive immunophenotypic switches in a child with MLL-rearranged acute lymphoblastic leukemia. *HAEMATOLOGICA*, 2006 May;91(5 Suppl): ECR09.

Zangrando A., Luchini A., Buldini B., Rondelli R., Pession A., Bicciato S., te Kronnie G., Basso G. Immunophenotype signature as a tool to define prognostic subgroups in childhood acute myeloid leukemia. *Nature - LEUKEMIA*, 2006 May; 20(5):888-91.

PRIVACY

I authorize the use of personal data contained in my Curriculum Vitae according to the Article no.13 of Legislative Decree no. 196/2003 of the Italian Law.